




DINOSAUR ACTIVITY TOOLKIT

- Dinosaur Books
- Coloring Pages
- Dino Fun Facts
- Crafts & More!



**RETURN OF THE
DINOSAURS!**

ROGER WILLIAMS PARK ZOO

Dinosaur Scavenger Hunt

Seven mini dinosaurs are hiding throughout Roger Williams Park Zoo. Can you find them all? Place a check ✓ next to each dinosaur you find.

☐☐☐☐☐☐☐

How many dinos
did you find?



DINO-MITE DINOSAUR BOOKS

Be transported back to prehistoric times with these dino-mite reads!


Check out our list of favorite books for preschool and elementary school aged children below to help you find the perfect book for your school library, classroom, or home.

FICTION:


- How Do Dinosaurs ... series by Jane Yolen (pre-K-1)
- Tiny T. Rex and the Impossible Hug by Jonathan Stutzman (pre-K-2)
- If the Dinosaurs Came Back by Bernard Most (pre-K-3)
- Dinosaur vs. The Library by Bob Shea (pre-K-3)
- How Big Were Dinosaurs by Lita Judge (1-4)
- Dinosaur Empire (The Earth Before Us #1): Journey Through the Mesozoic Era by Abby Howard (3-5)

NON-FICTION:


- Dinosaur A to Z by Roger Priddy (pre-K-1)
- National Geographic Little Kids First Big Book of Dinosaurs by Catherine D. Hughes (pre-K-2)
- Dinosaur Feathers by Dennis Nolan (pre-K-3)
- Dinosaur Lady: The Daring Discoveries of Mary Anning, the First Paleontologist by Linda Skeers (K-4)
- Science Comics: Dinosaurs: Fossils and Feathers by MK Reed (3-6)



Pteranodon




Triceratops




Iguanodon


MEET THE DINOSAURS



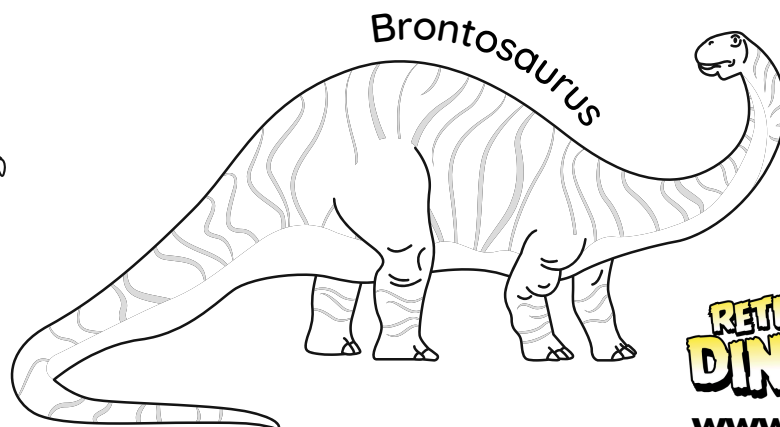
Stegosaurus



Elasmosaurus




Parksosaurus



Brontosaurus

DINOSAUR FINGER PUPPETS


Instructions: Cut the puppet and ring. Tape the ring on the puppet.
Tape the ring around the finger.



MAGIC FOLD DINOSAUR

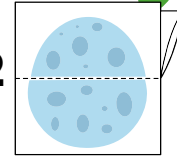
- Color the picture below.
- Cut in straight lines.
- Fold the dotted lines.

Step 1




Sample Fold

Step 2




Folding Place

Folding Place



Dot-to-Dot

Connect the dots from 1 to 40, this way you practice counting and discover a cute dinosaur.



Triceratops




Dinosaur Memory Game


How to play:

- **On the next page**, cut out each of the cards and place them upside down on a flat surface.
- Players take turns to flip over two cards. If a matching pair is found, the player will collect these cards and take another turn.
- If the cards do not match, turn them back over and move onto the next player.
- Continue until all cards have been matched.
- The player with the most matches wins.






I am a
mosasaurus




RETURN OF THE
DINOSAURS!

I am a
triceratops



I am a
brontosaurus



I am an
ankylosaurus

